

**FEATURES**

Environmentally friendly FSC certified solid timber frame
No sag steel sprung suspension

Legs removable for ease of delivery
Seat cushions fully reversible

SEAT CUSHION

Molmic comfort support
Option - Molmic luxura seat

**BACK CUSHION
SCATTER**

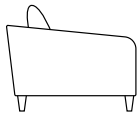
Molmic feather blend
N/A

UPHOLSTERY

Fabric fully upholstered

FEET

Turned timber legs
Option - Black nickel metal legs

SIDE VIEW (CM)**Seat Height**

44

Seat Depth

55

Back Height

67

Arm Height

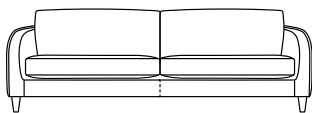
57

Leg Height

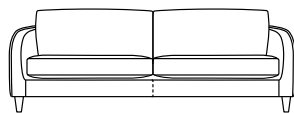
13

Scatter Size

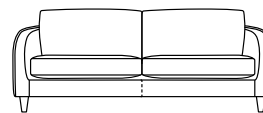
N/A

DIMENSIONS (CM)

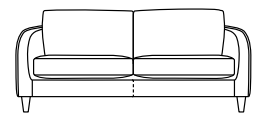
L 238 x D 103 x H 84
4 Seater



L 218 x D 103 x H 84
3 Seater



L 198 x D 103 x H 84
2.5 Seater




L 178 x D 103 x H 84
2 Seater



L 91 x D 98 x H 84
Chair



L 91 x D 98 x H 84
Chair



L 160 x D 67 x H 33
Ottoman

*Please note: Seat height dimensions may change when non standard inserts are used.

Refer to Molmic website for Timber Stains and Powdercoat colours
All designs remain the intellectual property of Molmic Furniture
Improvements or alterations to design, construction or dimensions may occur without notice
Molmic Pty Ltd ABN 35 400 631 463