

**FEATURES**

Environmentally friendly FSC certified solid timber frame  
No sag steel sprung suspension

Legs removable for ease of delivery  
Seat cushions fully reversible

**SEAT CUSHION**

Molmic comfort support  
Option - Molmic luxura seat

**BACK CUSHION  
SCATTER**


Molmic feather blend  
N/A

**UPHOLSTERY**

Fabric fully upholstered

**FEET**

Black nickel metal legs  
Option - Turned timber legs

**SIDE VIEW (CM)****Seat Height**

44

**Seat Depth**

55

**Back Height**

67

**Arm Height**

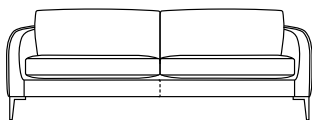
57

**Leg Height**

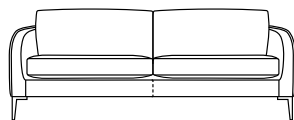
13

**Scatter Size**

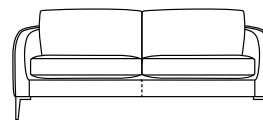
N/A

**DIMENSIONS (CM)**

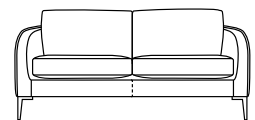
L 238 x D 103 x H 84  
4 Seater



L 218 x D 103 x H 84  
3 Seater



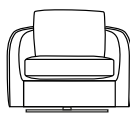
L 198 x D 103 x H 84  
2.5 Seater




L 178 x D 103 x H 84  
2 Seater



L 91 x D 98 x H 84  
Chair



L 91 x D 98 x H 84  
Swivel Chair



L 160 x D 67 x H 33  
Ottoman

\*Please note: Seat height dimensions may change when non standard inserts are used.

Refer to Molmic website for Timber Stains and Powdercoat colours  
All designs remain the intellectual property of Molmic Furniture  
Improvements or alterations to design, construction or dimensions may occur without notice  
Molmic Pty Ltd ABN 35 400 631 463