

**FEATURES**

Environmentally friendly FSC certified solid timber frame
Seat cushions fully reversible

Legs removable to ease of delivery
No sag steel suspension

**SEAT CUSHION
UPHOLSTERY**

Molmic comfort support
Fabric fully upholstered

**BACK CUSHION
SCATTER
FEET**

Molmic fibre
Feather - piped
Tapered timber legs square
Option - tapered timber legs square 15cm

SIDE VIEW (CM)

Seat Height
44

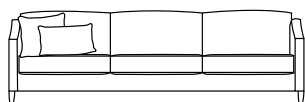
Seat Depth
60

Back Height
76

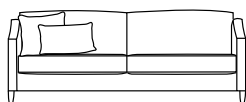
Arm Height
62

Leg Height
12

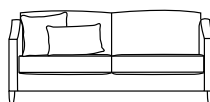
Scatter Size
50 x 50 cm
60 x 40 cm

DIMENSIONS (CM)

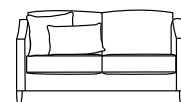
L 262 x D 102 x H 88
Grande



L 212 x D 102 x H 88
4 Seater



L 182 x D 102 x H 88
3 Seater



L 152 x D 102 x H 88
2 Seater



L 87 x D 102 x H 88
Chair



L 70 x D 60 x H 40
Ottoman

*Please note: Seat height dimensions may change when non standard inserts are used.

Refer to Molmic website for Timber Stains and Powdercoat colours
All designs remain the intellectual property of Molmic Furniture
Improvements or alterations to design, construction or dimensions may occur without notice
Molmic Pty Ltd ABN 35 400 631 463